


# TL38SR

series



---

## Product Segments

- **Ergo Motion**

---

TL38SR is a two-stage, inverted inline column. Constructed with a square profile, it features a slim appearance, all while maintaining a high degree of stability. Without any protruding motor housing, it is ideally suited for ergonomic monitor stands, side tables, or design-oriented lifting furniture that requires a clean, elegant appearance.

### Features

- Load and speed per column<sup>12</sup>

Code	Load (N)	Self Locking Force (N)	Current (A) with 24V DC		Speed (mm/s) with 24V DC	
			No Load	With Load	No Load	With Load
<b>C</b>	700	700	≤ 2.2	≤ 5.5	42.0	30.0

- Retracted length 645mm
- Stroke 430mm
- Outer profile 63.5\*63.5mm square
- Stages 2-stage, upside down
- Output signals Hall sensors
- Voltage 24V DC
- Color<sup>3</sup>
  - RAL9005
  - RAL9006
  - RAL9016
  - RAL9022
- Product Weight 5.5kg /column
- Inline column
- Inverted structure

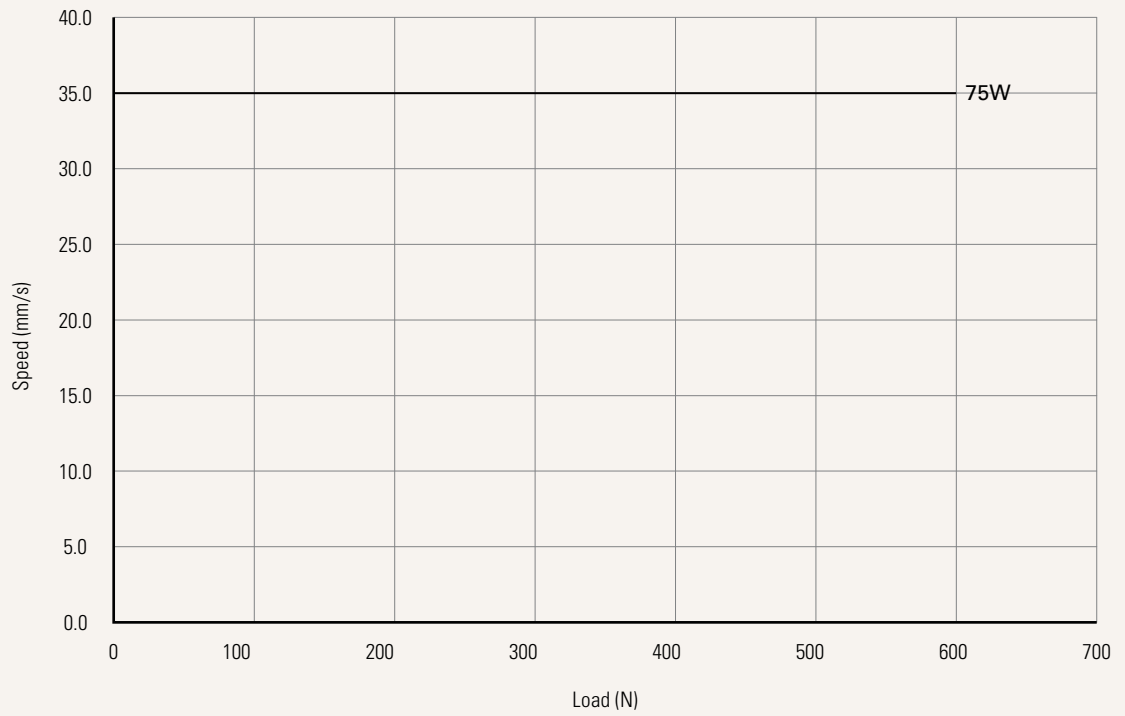
### Note

- <sup>1</sup> The self locking force, current, and speed performance are tested with TiMOTION control boxes.
- <sup>2</sup> The parameters are based on average test values; final specifications are subject to the approval drawings.
- <sup>3</sup> For more color options, please consult your sales representative.

### Performance Data with Control Box

The following is the performance data of one column driven by an Ergo Motion control box TC11P. The load is evenly distributed on the work surface.<sup>4</sup>

- TL38SR, two columns driven by TC11P



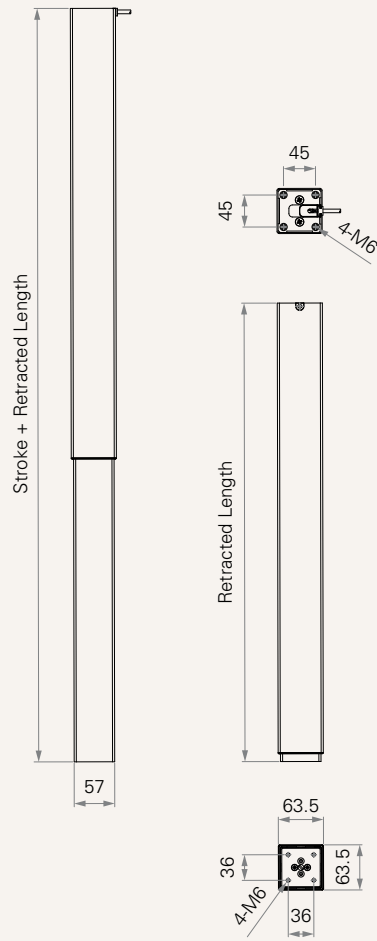
TC11P Spec	Load (N)	Constant Speed (mm/s) with TC11P
75W	600	35

### Note

<sup>4</sup> The corresponding control box software is required.

**Drawing**

Standard Dimensions  
(mm)



**Stroke & Retracted Length**

Options	Stroke (mm)	Retracted Length (mm)
Standard	430	645

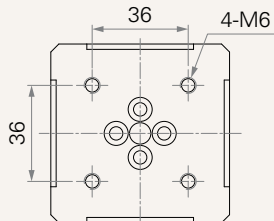
<b>Appearance of Tubes</b>	C = Without wiper fixing holes at sides			
<b>Voltage</b>	2 = 24V DC			
<b>Load and Speed</b>	<a href="#">See page 2</a>			
<b>Stroke &amp; Retracted Length (mm)</b>	430 645 = 430645 <a href="#">See page 4</a>			
<b>Color</b>	1 = Black, RAL 9005	2 = White, RAL 9016	3 = Grey, RAL 9006	4 = Special grey, RAL 9022
<b>Wiper Color</b>	1 = Black	2 = White	3 = Grey	4 = Matte black
<b>Bracket</b>	0 = Without			
<b>Bottom Plate Type (mm)</b>	1 = M6, 36*36, TiMOTION standard <a href="#">See page 6</a>			
<b>Top Plate Type (mm)</b>	2 = M6, 45*45, TiMOTION standard <a href="#">See page 6</a>			
<b>Output Signals</b>	2 = Hall sensor * 2			
<b>Connector</b>	G = Molex 6P, plug, standard		H = Molex 6P, socket	
<b>Cable Length (mm)</b>	1 = Straight, 200, standard			
<b>Extension Cable Connector</b>	0 = Without 1 = Molex 6 pin (plug) to Molex 8 pin (plug), 180° plug 2 = Molex 6 pin (plug) to Din 6 pin (plug) 3 = Molex 6 pin (plug) to Molex 8 pin (plug), 90° plug, without anti-clip 4 = Molex 6 pin (socket) to Molex 8 pin (plug), 180° plug, standard			
<b>Extension Cable Length (mm)</b>	0 = Without 1 = Straight, 500	3 = Straight, 1000 4 = Straight, 1500	5 = Straight, 100	

### Note

1 The TL is designed especially for push applications, not suitable for pull applications.

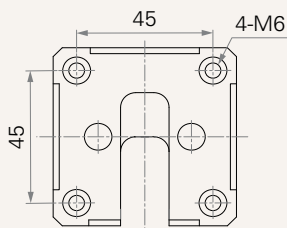
## Bottom Plate Type (mm)

1 = M6, 36\*36, TiMOTION standard



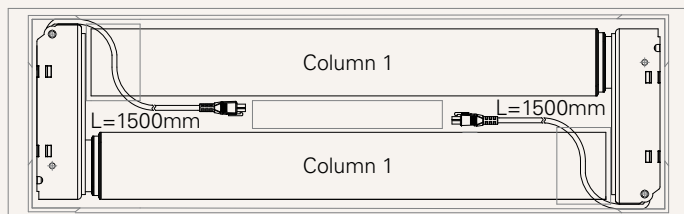
## Top Plate Type (mm)

2 = M6, 45\*45, TiMOTION standard



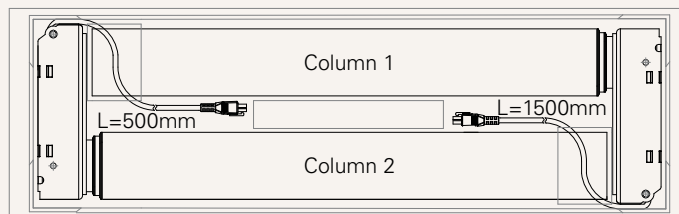
## Package

Package of one TL part number



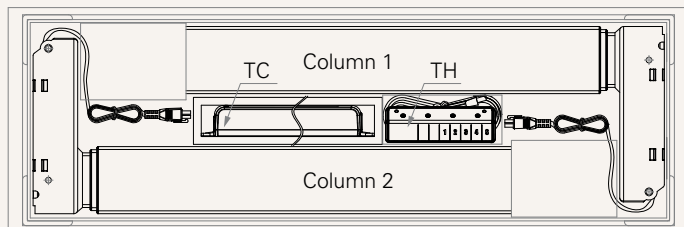
Column: 2pcs TL/box (Same PN& cable length)  
 Electronic control system: Without  
 Weight with package: 12KG

Package of two TL part numbers in pairs



Column: 2pcs TL/box (Different PN, cable length, for pair use)  
 Electronic control system: Without  
 Weight with package: 12KG

Package of MP part number set-TL in pairs + electronic control system



Column: 2pcs TL/box (Different PN, cable length, for pair use)  
 Electronic control system: TC + TH  
 Weight with package: 13KG

## Terms of Use

The user is responsible for determining the suitability of TiMOTION products for a specific application. TiMOTION products are subject to change without prior notice.