

TC12

series



Product Segments

• Care Motion

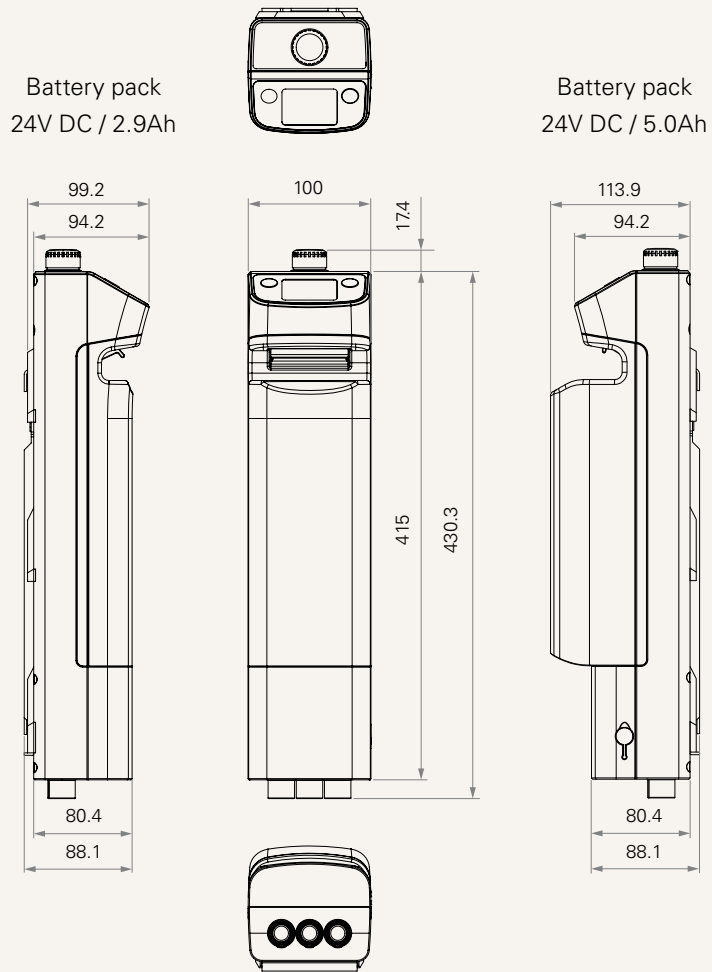
We create an optimum solution to meet specific patient needs and to secure a safe and comfortable transfer as well as achieving a safe and efficient working environment for the caregivers.

General Features

Number of motors	1~3
Max. output	24VDC, 10A
IP rating	IP66
Back-up battery	Detachable battery pack
Options	LCD display, LED power indicator
Certificate	IEC60601-1, ES60601-1, IEC60601-1-2
Operational temperature range	+5°C~+45°C
With wall mount battery charger-TBC2 (Note: charge cradle is optional)	
Battery alarm when battery with lower capacity remaining	
Emergency stop button	
Easy installation	

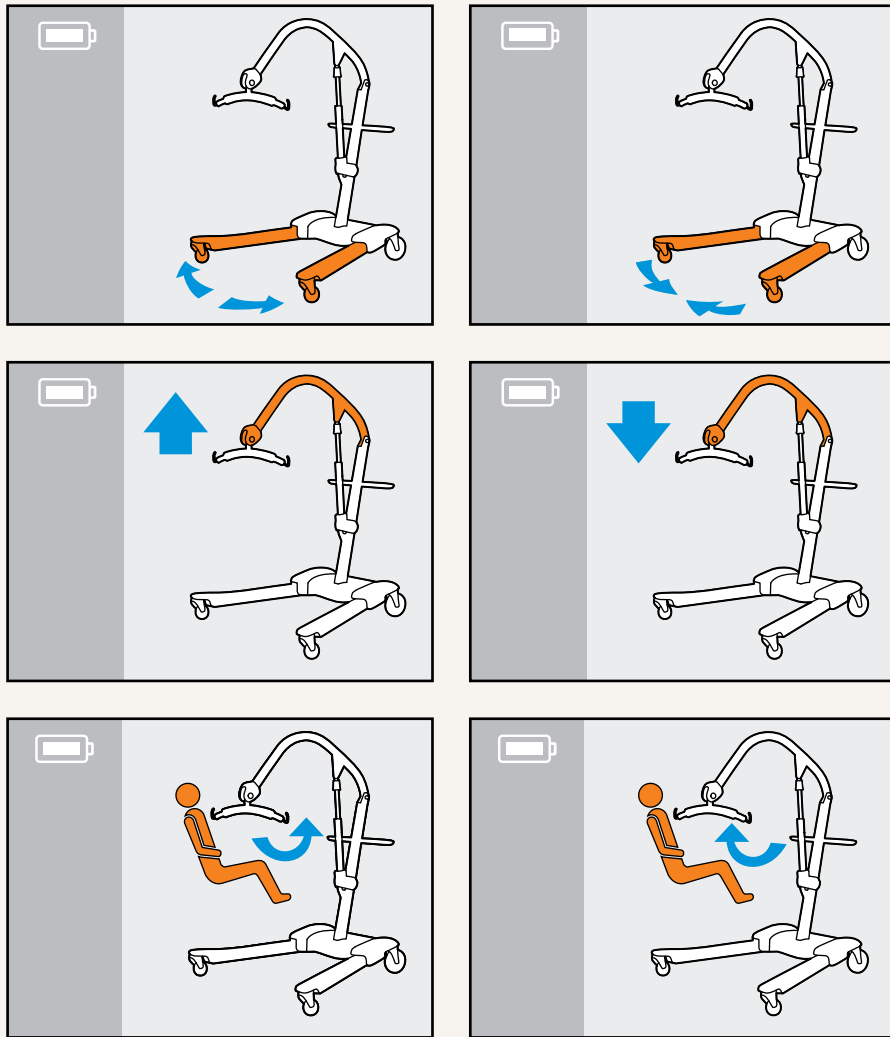
Drawing

Standard Dimensions
(mm)



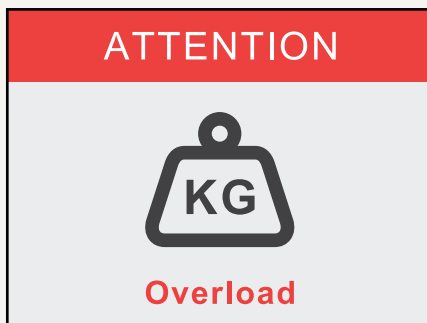
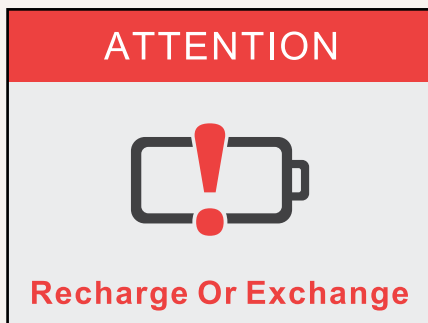
Operation Status

Control legs open / close and sling up / down





Notification

Alarm for low battery capacity, overloading, and safety switch to prevent over extending

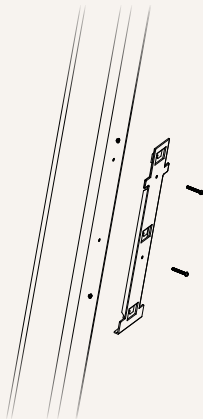


Battery Status

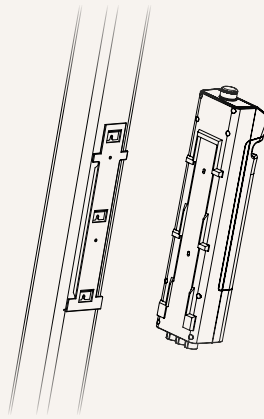


Installation Guide

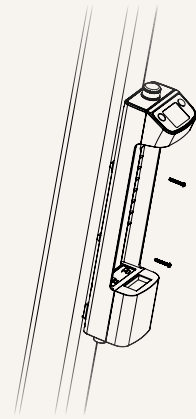
1. Install the bracket on the hoist frame



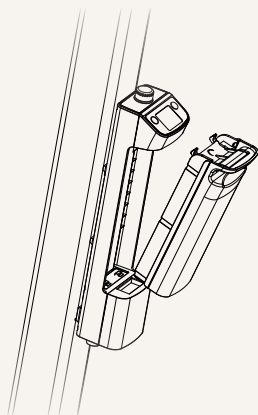
2. Install the TC12 on the bracket



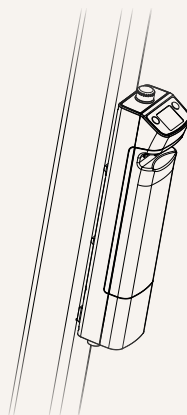
3. Make sure all fasteners are tightened properly



4. Install the battery



5. Installation is complete



System Overview

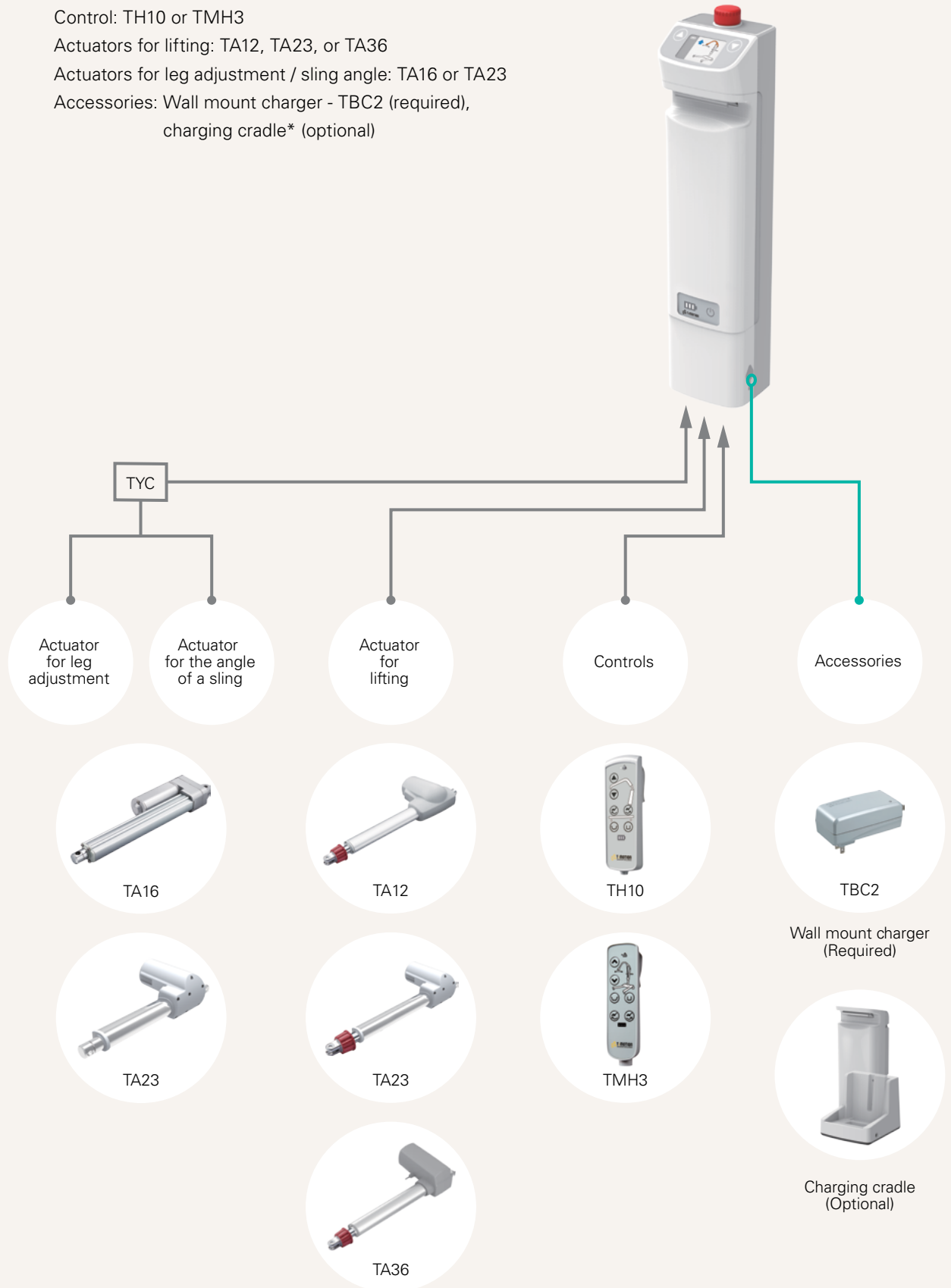
Control box: TC12

Control: TH10 or TMH3

Actuators for lifting: TA12, TA23, or TA36

Actuators for leg adjustment / sling angle: TA16 or TA23

Accessories: Wall mount charger - TBC2 (required),
charging cradle* (optional)



Note

- 1 One of TBC2's options is a charging cradle which allows the battery pack to charge separate from the control box.

Battery Pack	3 = 24V DC / 2.9Ah + LED power indicator		
See page 8	4 = 24V DC / 5.0Ah + LED power indicator		
	8 = 2.5Ah (lithium battery) + LED power indicator		
	9 = 4.5Ah (lithium battery; Hazardous packaging) + LED power indicator		
	B = 10Ah (lithium battery; Hazardous packaging) + LED power indicator		
Number of Actuators	1 = 1	2 = 2	3 = 3
Color	1 = Standard (Upper housing: light grey 1C; Lower Housing: cold grey 5C)		
Digital Display	1 = Black / white display, 2 buttons		5 = Without display, 4 buttons, LED power indicator
	2 = Color display, 2 buttons		6 = Without display, 4 buttons
	3 = Without display, no button		8 = Without display, 2 buttons, LED power indicator
	4 = Without display, 2 buttons		
IP Rating	1 = Without	2 = IP54	3 = IP66

TC12 - Without MCU Ordering Key

TC12

Version: 20250910-Q

Battery Pack	3 = 24V DC / 2.9Ah + LED power indicator		
See page 8	4 = 24V DC / 5.0Ah + LED power indicator		
	8 = 2.5Ah (lithium battery) + LED power indicator		
	9 = 4.5Ah (lithium battery; Hazardous packaging) + LED power indicator		
	B = 10Ah (lithium battery; Hazardous packaging) + LED power indicator		
Number of Actuators	1 = 1	2 = 2	
Color	1 = Standard (Upper housing: light grey 1C; Lower Housing: cold grey 5C)		
Digital Display	0 = Without display, no button (without MCU)	7 = Without display, 2 buttons (without MCU)	
IP Rating	1 = Without	2 = IP54	3 = IP66

Battery Pack

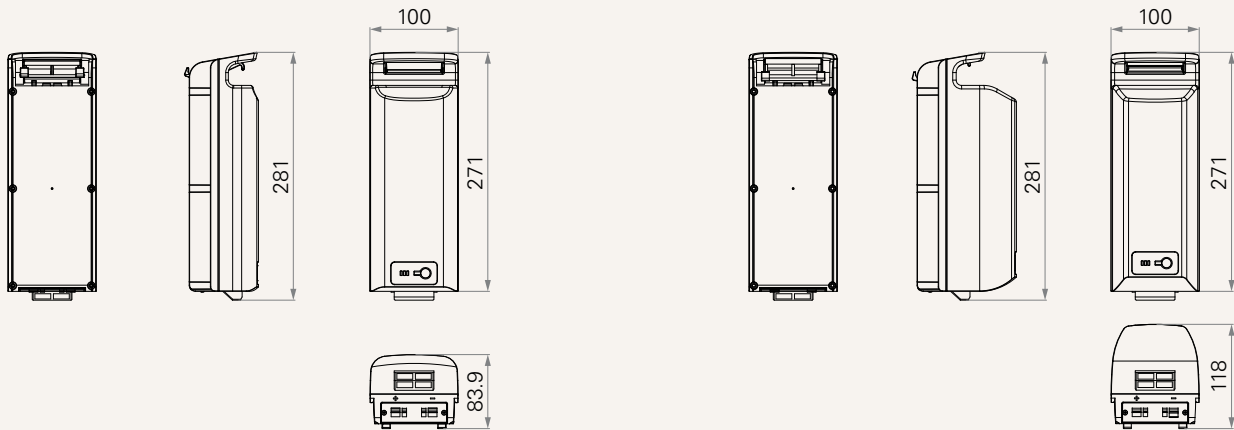
3 = 24V DC / 2.9Ah + LED power indicator

8 = 2.5Ah (lithium battery) + LED power indicator

9 = 4.5Ah (lithium battery; Hazardous packaging) + LED power indicator

B = 10Ah (lithium battery; Hazardous packaging) + LED power indicator

4 = 24V DC / 5.0Ah + LED power indicator



Terms of Use

The user is responsible for determining the suitability of TiMOTION products for a specific application. TiMOTION products are subject to change without prior notice.