


TL9K

series



Product Segments

• Ergo Motion

TiMOTION's TL9K series is a high-value lifting column specifically designed for ergonomic desks, work tables, and other height adjustable systems. Work surfaces adapt quietly and smoothly with synchronous movement using multiple TL series lifting columns with compatible TC series Control Boxes and TH/TDH series controls. All Ergo Motion TC series control boxes have a less than 0.1W standby power option that reduces power consumption. Our wide range of columns offers solutions to satisfy customers' working environment project requirements. The TL9K has a 3-stage round outer tube, telescopes with a narrow-top, and a wide-bottom appearance.

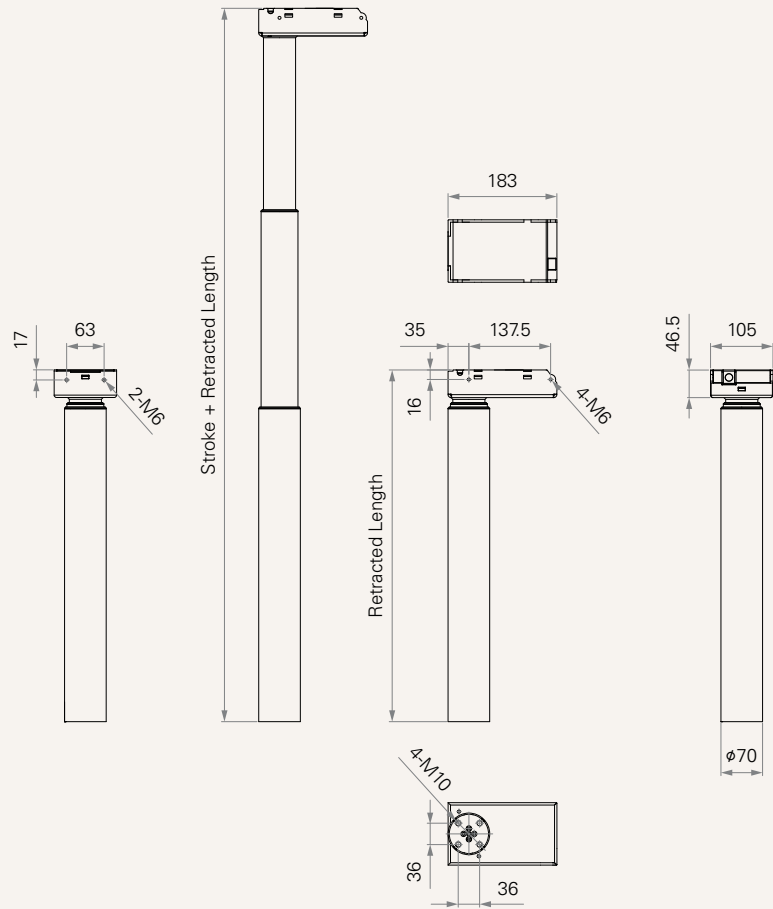
General Features

Max. load	600N (push)
Max. speed at max. load	32mm/s
Max. speed at no load	45mm/s
Retracted length	Standard (compatible with foot): 590 / 560(M)mm Extended (compatible with shoe): 610 / 580(M)mm
Dimension of outer tube	Ø70mm round
Stages	3-stage
Stroke	650 / 660 (M) mm
Output signals	Hall sensors
Voltage	24V DC
Color	Black, white, grey, or special grey
With motor house	

The TL9K can only be used in pairs; single column usage is not recommended

Drawing

Standard Dimensions
(mm)



Load and Speed

CODE	Load (N)	Self Locking Force (N)	Typical Current (A)		Typical Speed (mm/s)	
	Push		No Load 29V DC	With Load 29V DC	No Load 29V DC	With Load 29V DC
D	600	600	2.5	6.0	45.0	32.0

Motor Speed (5200RPM)

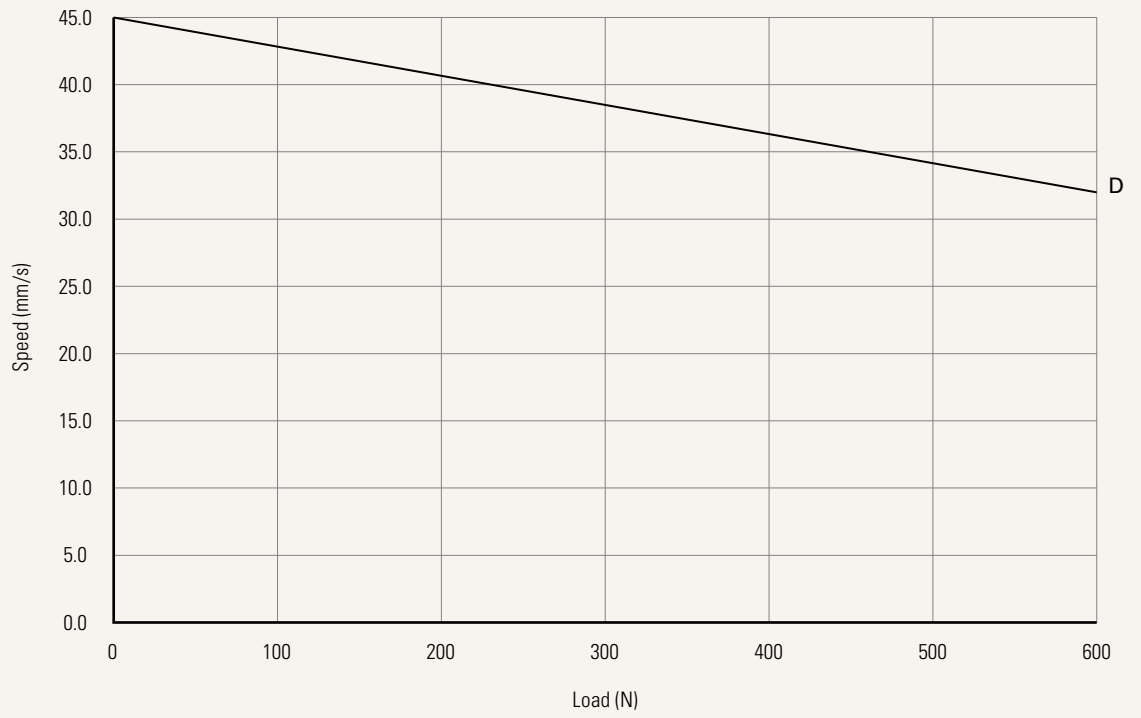
Note

- Above self lock, typical current and typical speed performance are tested with Timotion control boxes.
- Parameters above are from tested average, please refer to approval drawing for final value.

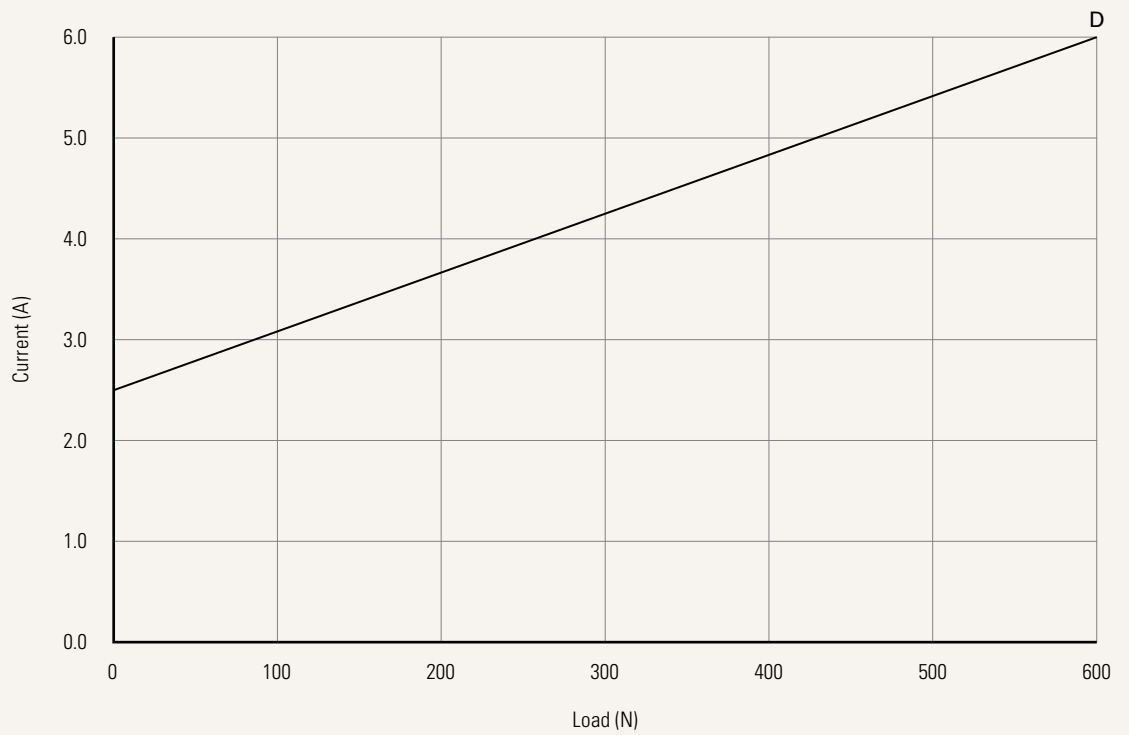
Performance Data (24V DC Motor)

Motor Speed (5200RPM)

Speed vs. Load



Current vs. Load



Appearance of Motor House	C = TiMOTION standard			
Voltage	2 = 24V DC			
Load and Speed	See page 2			
Stroke & Retracted Length	See page 5			
Color	1 = Black, RAL 9005	2 = White, RAL 9016	3 = Grey, RAL 9006	4 = Special grey, RAL 9022
Wiper Color	1 = Black	2 = White	3 = Grey	4 = Matte black
Bracket See page 5	0 = Without 5 = Left, triangle bracket	6 = Right, triangle bracket 7 = Front, triangle bracket	8 = Back, triangle bracket	
Bottom Plate Type	1 = M10	2 = M6		
Bottom Plate Height	1 = Standard		2 = Extended outer tube for shoe	
Output Signals	2 = Hall sensor * 2			
Connector See page 5	1 = DIN 6P, 90° plug E = Molex 8P, 180° plug, standard		F = Molex 8P, 90° plug, without anti-clip, for TC22/TC23	
Cable Length (mm)	1 = Straight, 500	3 = Straight, 1000	4 = Straight, 1500	

Note

1 The TL is designed especially for push applications, not suitable for pull applications.

Stroke & Retracted Length (mm)


Foot Assembly	Stroke & Retracted Length	
	Standard	M
Standard, for Foot (Excluding Foot)	650 / 590	660 / 560
Extended Outer Tube for Shoe (Excluding Shoe)	650 / 610	660 / 580

Note

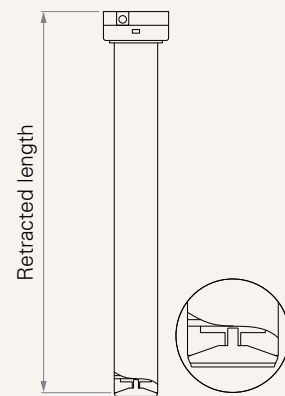
1 Only specific TEK could be with the shoes, please refer to TEK speccode

Foot Assembly

Standard, for foot (excluding foot)

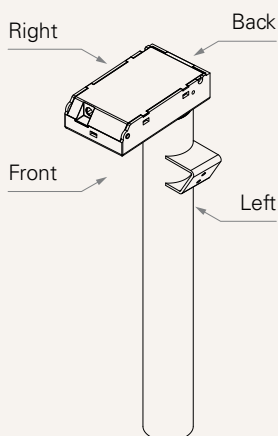


Extended outer tube for shoe (excluding shoe)



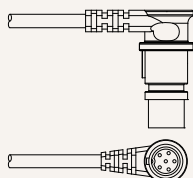
Bracket

Triangle direction

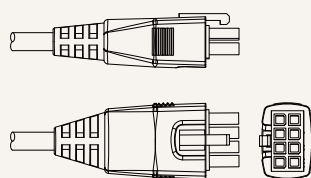


Connector

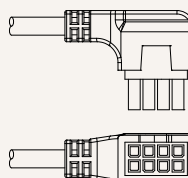
1 = DIN 6P, 90° plug



E = Molex 8P, 180° plug, standard



F = Molex 8P, 90° plug, without anti-clip, for TC22/TC23



Terms of Use

The user is responsible for determining the suitability of TiMOTION products for a specific application. TiMOTION products are subject to change without prior notice.